




- 100LT / 150LT / 200LT

The most cost-effective Orbital Cutting Machine

Capacity : Pipe O.D 6 - 220mm (1/4 - 8inch)
Pipe wall thickness maximum 8.2mm



– Maximizing the user convenience

- Easy to replace cutting blades
- Effective and convenient work when processing short pipes
- Possible to cut elbows
- Mounted with a basic stopper for cutting & beveling
- Maximizing the convenience of repetitive work

– Clamping O.D 6 -220mm at once

- Tube Collet(1/4, 3/8, 1/2inch)
- No need for an auxiliary vise(vise jaw)
- Shortening the working hours

– Applying oilless bearing to the main shaft

- A durability of the machine is improved
- A clearance of the machine is minimized

– Optimally designed for the processing of the thin pipes

- Pipe deformation is minimized
- Minimum distance between the cutting & beveling blade and the vise(fix jaw) is secured


– Possible to finely tune the processing depths

- Improving the quality in cutting & beveling
- A single touch adjustment device




– Equipped with a BLDC motor

- Providing stable torques of all the ranges and ensuring the high reliability
- Adjusting speed according to work types with a 6-stage control
- With a built-in overload protection circuit

– Using with the machine table(S-LT Series_MT)



– Machine Specifications

	Description		Unit	Specification
 S-100LT	Cutting&Beveling Capacity	Min. / Max. O.D	mm(inch)	6(1/4) / 120(4)
		Min. / Max. Thickness	mm	0.2 / 8.2(5)
		Beveling Angle	°	30/32/35/37.5/40/45
	Mechanical Data	Dimensions	mm	143 x 366 x 383
		Weight	kg	47
 S-150LT	Cutting&Beveling Capacity	Min. / Max. O.D	mm(inch)	6(1/4) / 170(6)
		Min. / Max. Thickness	mm	0.2 / 8.2(5)
		Beveling Angle	°	30/32/35/37.5/40/45
	Mechanical Data	Dimensions	mm	145 x 466 x 483
		Weight	kg	66
 S-200LT	Cutting&Beveling Capacity	Min. / Max. O.D	mm(inch)	6(1/4) / 220(8)
		Min. / Max. Thickness	mm	0.2 / 8.2(5)
		Beveling Angle	°	30/32/35/37.5/40/45
	Mechanical Data	Dimensions	mm	145 x 525 x 542
		Weight	kg	77

- Minimum O.D is using the tube collet(1/4, 3/8, 1/2inch).
- Minimum O.D for S-200LT is using the vise sub jaw and tube collet.
- Minimum cutting thickness is on the basis of O.D 16mm(3/8inch).
- Design and specification of this products are the version as of January 2018.
- The data may be subject to change for product improvement without a prior notice.
- Be sure to read through safety precautions described in the user manual and the equipment before using the products.

– Motor Specifications

Description	Unit	Cutting Motor
Rated output	W	1000
Rated voltage	V	AC 200 - 220V / 50 - 60Hz
Rated current	A	4.5
Working environment	-	-20 °C - 40 °C / 20 - 80%RH

– Table Specifications

Item		Dimension(D x L x H)	Weight
S-LT Series_MT		660 x 930 x 1420 (Based on 4M pipe)	About 130kg
S-LT Series_RS	Pipe transfer		
S-LT Series_VS	Pipe support		

– Optional Accessories

- S-LT Series_MT : Machine table
- S-LT Series_RS : Pipe transfer device
- S-LT Series_VS : Pipe support device
- S-150LT_SJ : Vise sub jaw(13 - 20mm)
- S-200LT_SJ : Vise sub jaw(13 - 60mm)